



# The Line Shaft

*The Official Newsletter of the*

**NORTH JERSEY ANTIQUE ENGINE & MACHINE CLUB**

**November 2017**



**President: Blace Flatt**

**973/229-8607**

**Our Web Address: [njaemc.org](http://njaemc.org)**

**Vice Pres: Andrew Mackey**

**862/432-1552**

**Treasurer: Paul Bouscaren**

**201/602-0273**

**Secretary: Mary Muys**

**973/534-6781**

*Founded on October 15th, 1979 by: Arthur Goble, Fred W. Westbrook, John Snook, Roy Bischoff & Lewis Quince*

## **The October 12th meeting was held at the shed with 32 members attending.**

Blace welcomed and thanked the members attending, as this was our pre-winter winterization and closing of the shed for the year. There was plenty of work to go around, including the purge of all air lines, draining of the shed water system, draining of engine coolant water, and the securing of all outside engines, the wind-mill etc. Blace also got the OK from the members to purchase new covers for the outside engines.

Blace also congratulated Howard Squire, who...on October 9th, was awarded the KEY TO THE TOWN by the Township of Denville NJ for his long-time volunteerism. Club members, John Regan, Blace Flatt and Clayton Squire were in attendance to see Howard receive the award. Good going Howard...and congratulation from the club membership also!

Paul Bouscaren read off the Treasurer's Report including collections, disbursements and bills attributed to the State Fair...as well as the normal monthly finances. Note: the sales of peanuts and tee-shirts at the Fair went well and we completely sold out of brooms.

Paul also mentioned, that he has lights he would like to donate to the club for use in the outside engine area. Blace said he would follow up and help Paul with these.

Howard Squire brought up the annual Denville Holiday Parade, which will be held on November 26th 2017...the Sunday after Thanksgiving. The line-up for the parade will begin at 1PM, with the actual parade starting at 2PM. For additional info, please contact Howard at 973/886-1872 or [howardsquire@aol.com](mailto:howardsquire@aol.com).

Dave Betts informed the attending members that Bob Triebel is convalescing at home after major surgery...additionally, Mary Muys let the membership know, she has sent Bob a Get-Well card from the club, wishing him a speedy recovery.

***Our next meeting will be at 7 PM on November 9th at the Administration Building and we will "continue" the discussion of the upcoming 2017 Christmas Party! Also, the meeting will include the "nominations of officers" and we would like to welcome anyone who would be interested in these positions!***



**67 Branchville Lawson Rd., Newton NJ 07860**

# FALL HARVEST AND SAWMILL SHOW

Jacktown Grove, Bangor Pa.

Tractor Pull

October 21th & 22th 2017

## NJAE&MC Competitors!

Paulette Hendershot – competed in 4500 lb & 5000 lb class

Mary Muys – competed in 4500 lb & 5000 lb. class

Linda Klim – competed in 3500 lb & 4000 lb class \*

Kevin Hendershot – competed in 6000 lb & 6500 lb class

Brian Hendershot – competed in 6500 lb & 7500 lb class

Dan Hendershot – competed in 7500 lb class

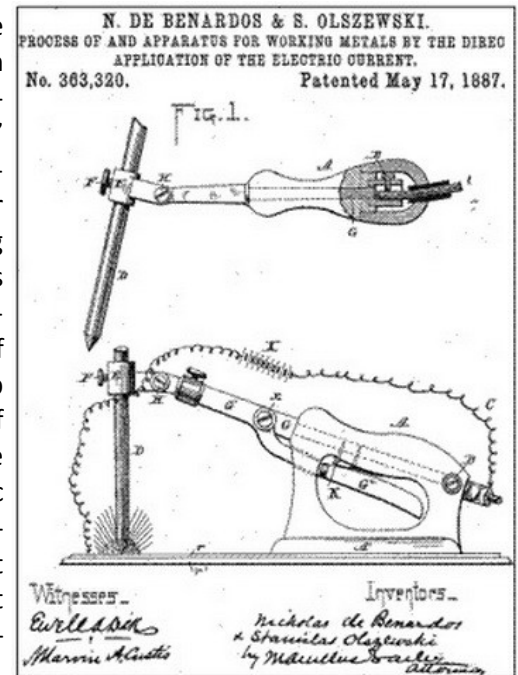
**\*NOTE:** Linda won the 3500 lb class and came in 2nd in the 4000 lb class...congratulation from the club!



# SMAW – Shielded Metal Arc Welding—STICK WELDING!

Some thoughts from an advocate!

The stick welding process remains the most common form of welding in the world. It is a relatively trouble free process that is highly portable, works well in “all” positions, provides great penetration of heavy metals, is particularly tolerant of poor material surface conditions and importantly, it is almost “immune” to environmental challenges...i.e. wind, rain, cold, heat etc. It also utilizes relatively “low cost” and “rugged” equipment with MINIMAL to NO moving parts or gas tanks vs. the other newer higher tech (and higher productivity) welding processes. Also, unlike MIG, TIG, Plasma etc., it is the only process that works well in awkward tight locations...just bend the rod and you can weld around corners, inside tubes, hanging by your shoe-laces, etc. As such, it is the process of choice for the heavy repair trades and is still used extensively in the mining, ship repair and construction businesses. Also...the equipment, with the addition of an air compressor, special Torch (gun) and a consumable carbon or graphite electrode, can be used in the AIR CARBON ARC CUTTING process. Air carbon arc cutting is a process where-by the metal is made molten by the heat of the carbon arc and “blown away” by a jet-blast of low pressure (60 psi to 100 psi) air. It is excellent for both cutting and gouging, is also low cost from an equipment point of view, and can be used on a wide range of materials including; mild-carbon-stainless steels, iron, aluminum, copper, and magnesium.



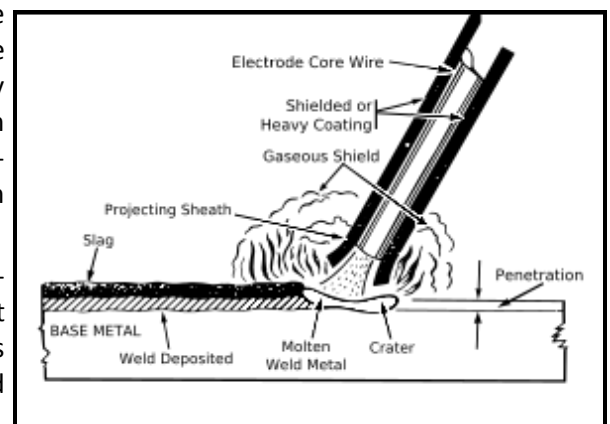
On the down side, the SMAW weld or cutting process is a “non-continuous” process, as rods continually need to be changed as they are consumed, with the butts becoming wasted material...and it requires the highest level of skill of all the

welding processes, The answer to the question “how do I become a good stick welder?” is: BURN A THOUSAND RODS. Also, the rods must be protected from moisture. The rods are generally sold in sealed (air tight) containers and in most weld shops you will find an OLD refrigerator, with an interior light bulb for warmth, used to store opened containers of rods.

The original carbon arc process was invented in 1887 by Nicolay Benardos and Stanislaw Olszewski in Poland/Russia...see their original 1887 US patent at the upper right corner...note: the rudimentary electrode holder. In 1888 Nicolay Slavyanov, also of Russia, added the “consumable” metal electrode (automatically adding filler metal) and around 1900 A.P. Strohmenger of Britain and Oscar Kjellberg of Sweden

(founder of ESAB) added lime, carbonates and silicates to Slavyanov’s electrode as an early form of a flux-shield coating. The flux coating has seen many upgrades and improvements thru the years and is responsible for; improving the arc stability, shielding the molten puddle from oxygen, removing impurities, the addition of alloy materials and the formation of an easily removable protective slag on the finished weld. By the end of the first decade of the 1900s the fundamentals of the stick welding process, as we know it, were pretty much in place.

As we mentioned above, STICK WELDING is one of many welding processes available, each having their own advantages...one-size does not fit all. It is up to you to select the process that best works for you, provides you with the finished look you want (Stick is not particularly pretty) and will work in the environment you will be working in!



## NJAE&MC - Upcoming Events

### Denville Parade

Event coordinator: Howard Squires 973/886-1872 howardsquire@aol.com  
Sunday November 26th - line-up 1PM, parade start 2PM

### Christmas Party

Event coordinator: to be announced  
Actual date not confirmed



Winter Meeting 2017-18

## MARKETPLACE

### 1952 Ford 8N Tractor

Call: John Stickle - 862/397-3782

Price Negotiable

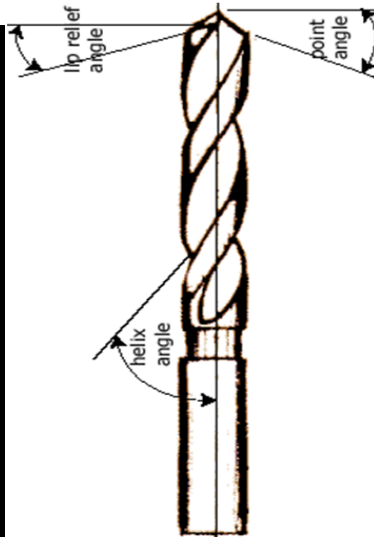
### 1940 John Deere L Tractor

Call: Bruce Mitchell - 973/702-1012

New tires-Excellent condition!

**\$2,800.00 or Best/Offer**

*A donation would be appreciated for all items SOLD!*



## Dustless Blasting

Eco-Friendly On-Site Blasting

Uses recycled glass and water

Free Estimates

CUSTOM METAL DESIGNS LLC  
BY CLAYTON SQUIRE  
201/602-3479



**Telephone: 973/383-1717**

**A large variety of Automotive Parts, Paint, Tools, Batteries, Farm & Implement Parts,  
Bailing Twine, & Hydraulic Hoses!**

**Monday-Friday: 7:00 A.M. - 5:00 P.M.**

**Saturday: 8:00 A.M. - 12:00 P.M.**

**Lafayette Auto Parts Supply**

**17 Morris Farm Road**

**Lafayette, NJ 07848**

